

This document provides NFRC certified U-Factor, Solar Heat Gain Coefficient (SHGC) and Visible Transmittance (VT) values for Andersen products along with the corresponding ENERGY STAR climates zones that the product and glass type meet.



These products rated, certified, and labeled by National Fenestration Rating Council® (NFRC) - a non-profit organization that provides fair, accurate and credible energy performance ratings for windows and doors.



These products meet stringent energy efficiency guidelines set by the U.S. Environmental Protection Agency and the U.S. Department of Energy. These guidelines are based on the heat gain and loss of each product in various regions of the country.



Windows & Doors

| Climate Zone | U-Factor | SHGC ¹ |
|---------------|----------|-------------------|
| Northern | ≤ 0.35 | Any |
| North/Central | ≤ 0.40 | ≤ 0.55 |
| South/Central | ≤ 0.40 | ≤ 0.40 |
| | ≤ 0.41 | ≤ 0.36 |
| | ≤ 0.42 | ≤ 0.31 |
| | ≤ 0.43 | ≤ 0.24 |
| Southern | ≤ 0.65 | ≤ 0.40 |
| | ≤ 0.66 | ≤ 0.39 |
| | ≤ 0.67 | ≤ 0.38 |
| | ≤ 0.68 | ≤ 0.37 |
| | ≤ 0.69 | ≤ 0.36 |
| | ≤ 0.70 | ≤ 0.35 |
| | ≤ 0.71 | ≤ 0.34 |
| | ≤ 0.72 | ≤ 0.33 |
| | ≤ 0.73 | ≤ 0.32 |
| | ≤ 0.74 | ≤ 0.31 |
| | ≤ 0.75 | ≤ 0.30 |

For NFRC certified total unit performance for units with capillary breather tubes, please refer to the High Altitude information on page 8.

"High-Performance Low-E4" (HP Low-E4) and "High-Performance Low-E4 Sun" (HP Low-E4 Sun) are Andersen trademarks for "Low-E" glass.



























































































1 U-Factor defines the amount of heat loss through the total unit in BTU/hr sq. ft2.°F. The lower the value, the less heat is lost through the entire product.

2 Solar Heat Gain Coefficient (SHGC) defines the fraction of solar radiation admitted through the glass both directly transmitted and absorbed and subsequently released inward. The lower the value, the less heat is transmitted through the product.










































































3 Visible Transmittance (VT) measures how much light comes through a product (glass and frame). The higher the value, from 0 to 1, the more daylight the product lets in over the product's total unit area. Visible Transmittance is measured over the 380 to 760 nanometer portion of the solar spectrum.

NFRC ratings are based on modeling by a third party agency and validated by an independent test lab in compliance with NFRC program and procedural requirements.
























































This data is accurate as of May 15, 2009. Due to ongoing product changes, updated test results, or new industry standards or requirements, this data may change over time. Ratings are for sizes specified by NFRC for testing and certification. Ratings may vary depending on use of tempered glass, different grille options, glass for high altitudes, etc.

| Andersen® Product Line | Product Type | Glass Type with applicable grille option Standard or Tempered Glass | U-Factor ¹ | SHGC ² | VT ³ |  | | |
|---|-------------------------------|--|------------------------|---|-----------------|---|------|---|
| Renewal by Andersen® | Casement Full Frame Window | Non-Tempered, Tempered and Patterned (Non-Tempered and Tempered) 3.1mm Glass All Casement Full Frame Window Sizes Except for the Following Window Sizes: - Patterned Glass Options That Require 3.9mm Glass. - Casement Full Frame Picture Windows (1:2:1) That are Greater Than 77" in Width or Greater Than 50" in Height and Exceed 156 United Inches (Unit Width Plus Unit Height) Which Require 3.9mm Glass. | | | | | | |
| | | HP Low-E4® (No Grilles or with Interior Wood (Removable) Grilles) | 0.29 | 0.28 | 0.48 |  | | |
| | | HP Low-E4® Grilles between the Glass | 0.29 | 0.26 | 0.44 |  | | |
| | | HP Low-E4® Full Divided Light Grilles | 0.30 | 0.26 | 0.44 |  | | |
| | | HP Low-E4® Sun (No Grilles or with Interior Wood (Removable) Grilles) | 0.30 | 0.18 | 0.27 |  | | |
| | | HP Low-E4® Sun Grilles between the Glass | 0.30 | 0.16 | 0.24 |  | | |
| | | HP Low-E4® Sun Full Divided Light Grilles | 0.31 | 0.16 | 0.24 |  | | |
| | | HP Low-E4® SmartSun™ (No Grilles or with Interior Wood (Removable) Grilles) | 0.29 | 0.19 | 0.43 |  | | |
| | | HP Low-E4® SmartSun™ Grilles between the Glass | 0.29 | 0.17 | 0.39 |  | | |
| | | HP Low-E4® SmartSun™ Full Divided Light Grilles | 0.30 | 0.17 | 0.39 |  | | |
| | | Non-Tempered, Tempered and Patterned (Non-Tempered and Tempered) 3.9mm Glass. All Casement Full Frame Window Sizes Except for the Following Window Sizes: - Casement Full Frame Windows That are Less Than 19" in Width and Greater Than 77" in Height Which Require 5.7mm Glass. | | | | | | |
| | | HP Low-E4® (No Grilles or with Interior Wood (Removable) Grilles) | 0.30 | 0.28 | 0.48 |  | | |
| | | HP Low-E4® Grilles between the Glass | * | * | * |  | | |
| | | HP Low-E4® Full Divided Light Grilles | * | * | * |  | | |
| | | HP Low-E4® Sun (No Grilles or with Interior Wood (Removable) Grilles) | 0.31 | 0.17 | 0.26 |  | | |
| | | HP Low-E4® Sun Grilles between the Glass | * | * | * |  | | |
| | | HP Low-E4® Sun Full Divided Light Grilles | * | * | * |  | | |
| | | HP Low-E4® SmartSun™ (No Grilles or with Interior Wood (Removable) Grilles) | 0.30 | 0.19 | 0.43 |  | | |
| | | HP Low-E4® SmartSun™ Grilles between the Glass | * | * | * |  | | |
| | | HP Low-E4® SmartSun™ Full Divided Light Grilles | * | * | * |  | | |
| | | Non-Tempered and Tempered 5.7mm Glass. * All Casement Full Frame Window Sizes That are Less Than 19" in Width and Greater Than 77" in Height. | | | | | | |
| | | Renewal by Andersen® | Casement Insert Window | All Casement Insert Window Sizes Except for the Following Window Sizes: - Patterned Glass Options That Require 3.9mm Glass. - Casement Insert Picture Windows (1:2:1) That are Greater Than 77" in Width or Greater Than 50" in Height and Exceed 156 United Inches (Unit Width Plus Unit Height) Which Require 3.9mm Glass. - Casement Insert Windows That are Less Than 19" in Width and Greater Than 77" in Height Which Require 5.7mm Glass. | | | | |
| | | | | HP Low-E4® (No Grilles or with Interior Wood (Removable) Grilles) | 0.30 | 0.28 | 0.48 |  |
| | | | | HP Low-E4® Grilles between the Glass | 0.30 | 0.26 | 0.44 |  |
| HP Low-E4® Full Divided Light Grilles | 0.31 | | | 0.26 | 0.44 |  | | |
| HP Low-E4® Sun (No Grilles or with Interior Wood (Removable) Grilles) | 0.30 | | | 0.18 | 0.27 |  | | |
| HP Low-E4® Sun Grilles between the Glass | 0.30 | | | 0.16 | 0.24 |  | | |
| HP Low-E4® Sun Full Divided Light Grilles | 0.31 | | | 0.16 | 0.24 |  | | |
| HP Low-E4® SmartSun™ (No Grilles or with Interior Wood (Removable) Grilles) | 0.29 | | | 0.19 | 0.43 |  | | |
| HP Low-E4® SmartSun™ Grilles between the Glass | 0.29 | | | 0.18 | 0.39 |  | | |
| HP Low-E4® SmartSun™ Full Divided Light Grilles | 0.30 | | | 0.18 | 0.39 |  | | |
| Non-Tempered, Tempered and Patterned (Non-Tempered and Tempered) 3.9mm Glass. All Casement Insert Window Sizes Except for the Following Window Sizes: - Casement Insert Windows That are Less Than 19" in Width and Greater Than 77" in Height Which Require 5.7mm Glass. | | | | | | | | |
| HP Low-E4® (No Grilles or with Interior Wood (Removable) Grilles) | 0.30 | | | 0.28 | 0.48 |  | | |
| HP Low-E4® Grilles between the Glass | * | | | * | * |  | | |
| HP Low-E4® Full Divided Light Grilles | * | | | * | * |  | | |
| HP Low-E4® Sun (No Grilles or with Interior Wood (Removable) Grilles) | 0.31 | | | 0.18 | 0.26 |  | | |
| HP Low-E4® Sun Grilles between the Glass | * | | | * | * |  | | |
| HP Low-E4® Sun Full Divided Light Grilles | * | | | * | * |  | | |
| HP Low-E4® SmartSun™ (No Grilles or with Interior Wood (Removable) Grilles) | 0.30 | | | 0.19 | 0.43 |  | | |
| HP Low-E4® SmartSun™ Grilles between the Glass | * | | | * | * |  | | |
| HP Low-E4® SmartSun™ Full Divided Light Grilles | * | | | * | * |  | | |
| Non-Tempered and Tempered 5.7mm Glass. * All Casement Insert Window Sizes That are Less Than 19" in Width and Greater Than 77" in Height. | | | | | | | | |
| Renewal by Andersen® | Awning Full Frame Window | | | Non-Tempered, Tempered and Patterned (Non-Tempered and Tempered) 3.1mm Glass: All Awning Full Frame Window Sizes Except for the Following Sizes: - Patterned Glass Options That Require 3.9mm Glass. | | | | |
| | | | | HP Low-E4® (No Grilles or with Interior Wood (Removable) Grilles) | 0.29 | 0.28 | 0.48 |  |
| | | | | HP Low-E4® Grilles between the Glass | 0.29 | 0.26 | 0.44 |  |
| | | HP Low-E4® Full Divided Light Grilles | 0.30 | 0.26 | 0.44 |  | | |
| | | HP Low-E4® Sun (No Grilles or with Interior Wood (Removable) Grilles) | 0.30 | 0.18 | 0.27 |  | | |
| | | HP Low-E4® Sun Grilles between the Glass | 0.30 | 0.16 | 0.24 |  | | |
| | | HP Low-E4® Sun Full Divided Light Grilles | 0.30 | 0.16 | 0.24 |  | | |
| | | HP Low-E4® SmartSun™ (No Grilles or with Interior Wood (Removable) Grilles) | 0.29 | 0.19 | 0.43 |  | | |
| | | HP Low-E4® SmartSun™ Grilles between the Glass | 0.29 | 0.17 | 0.39 |  | | |
| | | HP Low-E4® SmartSun™ Full Divided Light Grilles | 0.29 | 0.17 | 0.39 |  | | |
| | | Non-Tempered, Tempered and Patterned (Non-Tempered and Tempered) 3.9mm Glass. All Awning Full Frame Window Sizes. | | | | | | |
| | | HP Low-E4® (No Grilles or with Interior Wood (Removable) Grilles) | 0.30 | 0.28 | 0.48 |  | | |
| | | HP Low-E4® Grilles between the Glass | * | * | * |  | | |
| | | HP Low-E4® Full Divided Light Grilles | * | * | * |  | | |
| | | HP Low-E4® Sun (No Grilles or with Interior Wood (Removable) Grilles) | 0.30 | 0.17 | 0.26 |  | | |
| | | HP Low-E4® Sun Grilles between the Glass | * | * | * |  | | |
| | | HP Low-E4® Sun Full Divided Light Grilles | * | * | * |  | | |
| | | HP Low-E4® SmartSun™ (No Grilles or with Interior Wood (Removable) Grilles) | 0.29 | 0.19 | 0.43 |  | | |
| | | HP Low-E4® SmartSun™ Grilles between the Glass | * | * | * |  | | |
| | | HP Low-E4® SmartSun™ Full Divided Light Grilles | * | * | * |  | | |
| | | Renewal by Andersen® | Awning Insert Window | Non-Tempered, Tempered and Patterned (Non-Tempered and Tempered) 3.1mm Glass: All Awning Insert Window Sizes Except for the Following Sizes: - Patterned Glass Options That Require 3.9mm Glass. | | | | |
| | | | | HP Low-E4® (No Grilles or with Interior Wood (Removable) Grilles) | 0.30 | 0.28 | 0.48 |  |
| | | | | HP Low-E4® Grilles between the Glass | 0.30 | 0.26 | 0.44 |  |
| | | | | HP Low-E4® Full Divided Light Grilles | 0.30 | 0.26 | 0.44 |  |
| HP Low-E4® Sun (No Grilles or with Interior Wood (Removable) Grilles) | 0.30 | | | 0.18 | 0.27 |  | | |
| HP Low-E4® Sun Grilles between the Glass | 0.30 | | | 0.16 | 0.24 |  | | |
| HP Low-E4® Sun Full Divided Light Grilles | 0.31 | | | 0.16 | 0.24 |  | | |
| HP Low-E4® SmartSun™ (No Grilles or with Interior Wood (Removable) Grilles) | 0.29 | | | 0.19 | 0.43 |  | | |
| HP Low-E4® SmartSun™ Grilles between the Glass | 0.29 | | | 0.17 | 0.39 |  | | |
| HP Low-E4® SmartSun™ Full Divided Light Grilles | 0.30 | | | 0.17 | 0.39 |  | | |
| Non-Tempered, Tempered and Patterned (Non-Tempered and Tempered) 3.9mm Glass. All Awning Insert Window Sizes. | | | | | | | | |
| HP Low-E4® (No Grilles or with Interior Wood (Removable) Grilles) | 0.30 | | | 0.28 | 0.48 |  | | |
| HP Low-E4® Grilles between the Glass | * | | | * | * |  | | |
| HP Low-E4® Full Divided Light Grilles | * | | | * | * |  | | |
| HP Low-E4® Sun (No Grilles or with Interior Wood (Removable) Grilles) | 0.31 | | | 0.18 | 0.26 |  | | |
| HP Low-E4® Sun Grilles between the Glass | * | | | * | * |  | | |
| HP Low-E4® Sun Full Divided Light Grilles | * | | | * | * |  | | |
| HP Low-E4® SmartSun™ (No Grilles or with Interior Wood (Removable) Grilles) | 0.30 | | | 0.19 | 0.43 |  | | |
| HP Low-E4® SmartSun™ Grilles between the Glass | * | | | * | * |  | | |
| HP Low-E4® SmartSun™ Full Divided Light Grilles | * | | | * | * |  | | |
| Renewal by Andersen® | Double-Hung Full Frame Window | | | Non-Tempered, Tempered and Patterned (Non-Tempered and Tempered) 3.1mm Glass. All Double-Hung Full Frame Window Sizes Except for the Following Sizes: - Patterned Glass Options That Require 3.9mm Glass. - Double-Hung Full Frame Window Sizes That are Greater Than 45" in Width or Greater than 77" in Height. | | | | |
| | | | | HP Low-E4® (No Grilles or with Interior Wood (Removable) Grilles) | 0.30 | 0.31 | 0.53 |  |
| | | | | HP Low-E4® Grilles between the Glass | 0.30 | 0.28 | 0.47 |  |
| | | | | HP Low-E4® Full Divided Light Grilles | 0.31 | 0.28 | 0.47 |  |
| | | HP Low-E4® Sun (No Grilles or with Interior Wood (Removable) Grilles) | 0.30 | 0.19 | 0.29 |  | | |
| | | HP Low-E4® Sun Grilles between the Glass | 0.30 | 0.17 | 0.26 |  | | |
| | | HP Low-E4® Sun Full Divided Light Grilles | 0.31 | 0.17 | 0.26 |  | | |
| | | HP Low-E4® SmartSun™ (No Grilles or with Interior Wood (Removable) Grilles) | 0.29 | 0.20 | 0.47 |  | | |
| | | HP Low-E4® SmartSun™ Grilles between the Glass | 0.29 | 0.19 | 0.42 |  | | |
| | | HP Low-E4® SmartSun™ Full Divided Light Grilles | 0.30 | 0.19 | 0.42 |  | | |
| | | Non-Tempered, Tempered and Patterned (Non-Tempered and Tempered) 3.9mm Glass. All Double-Hung Full Frame Window Sizes Except for the Following Sizes: Double-Hung Full Frame Window Sizes That are Greater Than 45" in Width or Greater than 77" in Height. | | | | | | |
| | | HP Low-E4® (No Grilles or with Interior Wood (Removable) Grilles) | 0.30 | 0.31 | 0.52 |  | | |
| | | HP Low-E4® Grilles between the Glass | * | * | * |  | | |
| | | HP Low-E4® Full Divided Light Grilles | * | * | * |  | | |
| | | HP Low-E4® Sun (No Grilles or with Interior Wood (Removable) Grilles) | 0.31 | 0.19 | 0.29 |  | | |
| | | HP Low-E4® Sun Grilles between the Glass | * | * | * |  | | |
| | | HP Low-E4® Sun Full Divided Light Grilles | * | * | * |  | | |
| | | HP Low-E4® SmartSun™ (No Grilles or with Interior Wood (Removable) Grilles) | 0.30 | 0.21 | 0.47 |  | | |
| | | HP Low-E4® SmartSun™ Grilles between the Glass | * | * | * |  | | |
| | | HP Low-E4® SmartSun™ Full Divided Light Grilles | * | * | * | | | |


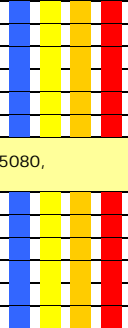
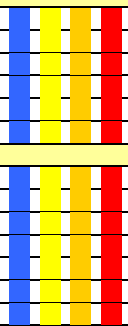
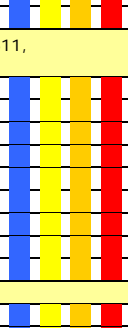
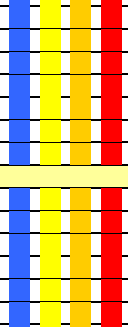
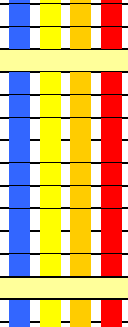
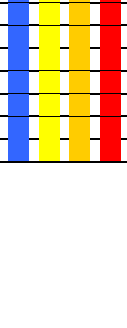
* Data not available at this time.

| Product Type | Product Type | Glass Type with applicable grille option Standard or Tempered Glass | U-Factor ¹ | SHGC ² | VT ³ |  | | |
|---|-------------------------------------|--|---------------------------------------|--|-----------------|---|------|---|
| Renewal by Andersen® | Double-Hung Flat Sill Insert Window | Non-Tempered, Tempered and Patterned (Non-Tempered and Tempered) 3.1mm Glass. All Double-Hung Flat Sill Insert Window Sizes Except for the Following Sizes: - Patterned Glass Options That Require 3.9mm Glass. - Double-Hung Flat Sill Insert Window Sizes That are Greater Than 45" in Width or Greater than 77" in Height. | | | | | | |
| | | HP Low-E4® (No Grilles or with Interior Wood (Removable) Grilles) | 0.30 | 0.31 | 0.52 |  | | |
| | | HP Low-E4® Grilles between the Glass | 0.30 | 0.28 | 0.47 |  | | |
| | | HP Low-E4® Full Divided Light Grilles | 0.31 | 0.28 | 0.47 |  | | |
| | | HP Low-E4® Sun (No Grilles or with Interior Wood (Removable) Grilles) | 0.30 | 0.19 | 0.29 |  | | |
| | | HP Low-E4® Sun Grilles between the Glass | 0.30 | 0.17 | 0.26 |  | | |
| | | HP Low-E4® Sun Full Divided Light Grilles | 0.31 | 0.17 | 0.26 |  | | |
| | | HP Low-E4® SmartSun™ (No Grilles or with Interior Wood (Removable) Grilles) | 0.29 | 0.20 | 0.47 |  | | |
| | | HP Low-E4® SmartSun™ Grilles between the Glass | 0.29 | 0.18 | 0.42 |  | | |
| | | HP Low-E4® SmartSun™ Full Divided Light Grilles | 0.30 | 0.18 | 0.42 |  | | |
| | | Non-Tempered, Tempered and Patterned (Non-Tempered and Tempered) 3.9mm Glass. All Double-Hung Flat Sill Insert Window Sizes Except for the Following Sizes: - Double-Hung Flat Sill Insert Window Sizes That are Greater Than 45" in Width or Greater than 77" in Height. | | | | | | |
| | | HP Low-E4® (No Grilles or with Interior Wood (Removable) Grilles) | 0.31 | 0.30 | 0.52 |  | | |
| | | HP Low-E4® Grilles between the Glass | * | * | * |  | | |
| | | HP Low-E4® Full Divided Light Grilles | * | * | * |  | | |
| | | HP Low-E4® Sun (No Grilles or with Interior Wood (Removable) Grilles) | 0.31 | 0.19 | 0.28 |  | | |
| | | HP Low-E4® Sun Grilles between the Glass | * | * | * |  | | |
| | | HP Low-E4® Sun Full Divided Light Grilles | * | * | * |  | | |
| | | HP Low-E4® SmartSun™ (No Grilles or with Interior Wood (Removable) Grilles) | 0.30 | 0.21 | 0.47 |  | | |
| | | HP Low-E4® SmartSun™ Grilles between the Glass | * | * | * |  | | |
| | | HP Low-E4® SmartSun™ Full Divided Light Grilles | * | * | * |  | | |
| | | Renewal by Andersen® | Double-Hung Sloped Sill Insert Window | Non-Tempered, Tempered and Patterned (Non-Tempered and Tempered) 3.1mm Glass. All Double-Hung Sloped Sill Insert Window Sizes Except for the Following Sizes: - Patterned Glass Options That Require 3.9mm Glass. - Double-Hung Sloped Sill Insert Window Sizes That are Greater Than 45" in Width or Greater than 77" in Height. | | | | |
| | | | | HP Low-E4® (No Grilles or with Interior Wood (Removable) Grilles) | 0.30 | 0.31 | 0.53 |  |
| | | | | HP Low-E4® Grilles between the Glass | 0.30 | 0.28 | 0.47 |  |
| | | | | HP Low-E4® Full Divided Light Grilles | 0.31 | 0.28 | 0.47 |  |
| HP Low-E4® Sun (No Grilles or with Interior Wood (Removable) Grilles) | 0.30 | | | 0.19 | 0.30 |  | | |
| HP Low-E4® Sun Grilles between the Glass | 0.30 | | | 0.17 | 0.26 |  | | |
| HP Low-E4® Sun Full Divided Light Grilles | 0.31 | | | 0.17 | 0.26 |  | | |
| HP Low-E4® SmartSun™ (No Grilles or with Interior Wood (Removable) Grilles) | 0.29 | | | 0.21 | 0.48 |  | | |
| HP Low-E4® SmartSun™ Grilles between the Glass | 0.29 | | | 0.19 | 0.42 |  | | |
| HP Low-E4® SmartSun™ Full Divided Light Grilles | 0.30 | | | 0.19 | 0.42 |  | | |
| Non-Tempered, Tempered and Patterned (Non-Tempered and Tempered) 3.9mm Glass. All Double-Hung Sloped Sill Insert Window Sizes Except for the Following Sizes: - Double-Hung Sloped Sill Insert Window Sizes That are Greater Than 45" in Width or Greater than 77" in Height. | | | | | | | | |
| HP Low-E4® (No Grilles or with Interior Wood (Removable) Grilles) | 0.31 | | | 0.31 | 0.53 |  | | |
| HP Low-E4® Grilles between the Glass | * | | | * | * |  | | |
| HP Low-E4® Full Divided Light Grilles | * | | | * | * |  | | |
| HP Low-E4® Sun (No Grilles or with Interior Wood (Removable) Grilles) | 0.31 | | | 0.19 | 0.29 |  | | |
| HP Low-E4® Sun Grilles between the Glass | * | | | * | * |  | | |
| HP Low-E4® Sun Full Divided Light Grilles | * | | | * | * |  | | |
| HP Low-E4® SmartSun™ (No Grilles or with Interior Wood (Removable) Grilles) | 0.30 | | | 0.21 | 0.47 |  | | |
| HP Low-E4® SmartSun™ Grilles between the Glass | * | | | * | * |  | | |
| HP Low-E4® SmartSun™ Full Divided Light Grilles | * | | | * | * |  | | |
| Renewal by Andersen® | Gliding Full Frame Window | | | Non-Tempered, Tempered and Patterned (Non-Tempered and Tempered) 3.1mm Glass. All Gliding Full Frame Window Sizes Except for the Following Sizes: - Patterned Glass Options That Require 3.9mm Glass. - Gliding Full Frame Windows That are Greater Than 84" in Width or Greater Than 96" in Height and Exceed 144 United Inches (Unit Width Plus Unit Height) Which Require 3.9mm Glass. - Gliding Picture Full Frame Windows (1:1:1) That are Greater Than 103" in Width or Greater Than 70" in Height and Exceed 175 United Inches (Unit Width Plus Unit Height) Which Require 3.9mm Glass. - Gliding Picture Full Frame Windows (1:2:1) That are Greater Than 68" in Width or Greater Than 47" in Height and Exceed 140 United Inches (Unit Width Plus Unit Height) Which Require 3.9mm Glass. | | | | |
| | | | | HP Low-E4® (No Grilles or with Interior Wood (Removable) Grilles) | 0.30 | 0.32 | 0.54 |  |
| | | | | HP Low-E4® Grilles between the Glass | 0.30 | 0.28 | 0.48 |  |
| | | | | HP Low-E4® Full Divided Light Grilles | 0.31 | 0.28 | 0.48 |  |
| | | HP Low-E4® Sun (No Grilles or with Interior Wood (Removable) Grilles) | 0.30 | 0.19 | 0.30 |  | | |
| | | HP Low-E4® Sun Grilles between the Glass | 0.30 | 0.18 | 0.27 |  | | |
| | | HP Low-E4® Sun Full Divided Light Grilles | 0.32 | 0.18 | 0.27 |  | | |
| | | HP Low-E4® SmartSun™ (No Grilles or with Interior Wood (Removable) Grilles) | 0.29 | 0.21 | 0.49 |  | | |
| | | HP Low-E4® SmartSun™ Grilles between the Glass | 0.29 | 0.19 | 0.43 |  | | |
| | | HP Low-E4® SmartSun™ Full Divided Light Grilles | 0.31 | 0.19 | 0.43 |  | | |
| | | Non-Tempered, Tempered and Patterned (Non-Tempered and Tempered) 3.9mm Glass. All Gliding Full Frame Window Sizes Except for the Following Sizes: - Gliding Full Frame windows That are Greater Than 81" in Width and Less Than 13" in Height Which Require 5.7mm Glass. - Gliding Picture Full Frame Windows That are Greater Than 79" in Width and Less Than 13" in Height Which Require 5.7mm Glass. | | | | | | |
| | | HP Low-E4® (No Grilles or with Interior Wood (Removable) Grilles) | 0.31 | 0.31 | 0.54 |  | | |
| | | HP Low-E4® Grilles between the Glass | * | * | * |  | | |
| | | HP Low-E4® Full Divided Light Grilles | * | * | * |  | | |
| | | HP Low-E4® Sun (No Grilles or with Interior Wood (Removable) Grilles) | 0.31 | 0.19 | 0.29 |  | | |
| | | HP Low-E4® Sun Grilles between the Glass | * | * | * |  | | |
| | | HP Low-E4® Sun Full Divided Light Grilles | * | * | * |  | | |
| | | HP Low-E4® SmartSun™ (No Grilles or with Interior Wood (Removable) Grilles) | 0.30 | 0.21 | 0.48 |  | | |
| | | HP Low-E4® SmartSun™ Grilles between the Glass | * | * | * |  | | |
| | | HP Low-E4® SmartSun™ Full Divided Light Grilles | * | * | * |  | | |
| | | Non-Tempered and Tempered 5.7mm Glass. * All Gliding Full Frame Windows That are Greater Than 81" in Width and Less Than 13" in Height. All Gliding Picture Full Frame Windows That are Greater Than 79" in Width and Less Than 13" in Height. | | | | | | |
| | | Renewal by Andersen® | Gliding Insert Window | All Gliding Insert Window Sizes Except for the Following Sizes: - Patterned Glass Options That Require 3.9mm Glass. - Gliding Insert Windows That are Greater Than 84" in Width or Greater Than 96" in Height and Exceed 144 United Inches (Unit Width Plus Unit Height) Which Require 3.9mm Glass. - Gliding Picture Insert Windows (1:1:1) That are Greater Than 103" in Width or Greater Than 70" in Height and Exceed 175 United Inches (Unit Width Plus Unit Height) Which Require 3.9mm Glass. - Gliding Picture Insert Windows (1:2:1) That are Greater Than 68" in Width or Greater Than 47" in Height and Exceed 140 United Inches (Unit Width Plus Unit Height) Which Require 3.9mm Glass. - Gliding Insert Windows That are Greater Than 81" in Width and Less Than 13" in Height Which Require 5.7mm Glass. | | | | |
| | | | | HP Low-E4® (No Grilles or with Interior Wood (Removable) Grilles) | 0.30 | 0.31 | 0.54 |  |
| | | | | HP Low-E4® Grilles between the Glass | 0.30 | 0.28 | 0.48 |  |
| HP Low-E4® Full Divided Light Grilles | 0.31 | | | 0.28 | 0.48 |  | | |
| HP Low-E4® Sun (No Grilles or with Interior Wood (Removable) Grilles) | 0.30 | | | 0.19 | 0.30 |  | | |
| HP Low-E4® Sun Grilles between the Glass | 0.30 | | | 0.18 | 0.27 |  | | |
| HP Low-E4® Sun Full Divided Light Grilles | 0.32 | | | 0.18 | 0.27 |  | | |
| HP Low-E4® SmartSun™ (No Grilles or with Interior Wood (Removable) Grilles) | 0.29 | | | 0.21 | 0.49 |  | | |
| HP Low-E4® SmartSun™ Grilles between the Glass | 0.29 | | | 0.19 | 0.43 |  | | |
| HP Low-E4® SmartSun™ Full Divided Light Grilles | 0.31 | | | 0.19 | 0.43 |  | | |
| Non-Tempered, Tempered and Patterned (Non-Tempered and Tempered) 3.9mm Glass. All Gliding Insert Window Sizes Except for the following window sizes: - Gliding Insert Windows That are Greater Than 81" in Width and Less Than 13" in Height Which Require 5.7mm Glass. - Gliding Picture Insert Windows That are Greater Than 79" in Width and Less Than 13" in Height Which Require 5.7mm Glass. | | | | | | | | |
| HP Low-E4® (No Grilles or with Interior Wood (Removable) Grilles) | 0.31 | | | 0.31 | 0.54 |  | | |
| HP Low-E4® Grilles between the Glass | * | | | * | * |  | | |
| HP Low-E4® Full Divided Light Grilles | * | | | * | * |  | | |
| HP Low-E4® Sun (No Grilles or with Interior Wood (Removable) Grilles) | 0.31 | | | 0.19 | 0.29 |  | | |
| HP Low-E4® Sun Grilles between the Glass | * | | | * | * |  | | |
| HP Low-E4® Sun Full Divided Light Grilles | * | | | * | * |  | | |
| HP Low-E4® SmartSun™ (No Grilles or with Interior Wood (Removable) Grilles) | 0.30 | | | 0.21 | 0.48 |  | | |
| HP Low-E4® SmartSun™ Grilles between the Glass | * | | | * | * |  | | |
| HP Low-E4® SmartSun™ Full Divided Light Grilles | * | | | * | * |  | | |
| Non-Tempered and Tempered 5.7mm Glass. * All Gliding Insert Windows That are Greater Than 81" in Width and Less Than 13" in Height. All Gliding Picture Insert Windows That are Greater Than 79" in Width and Less Than 13" in Height. | | | | | | | | |










































































* Data not available at this time.

| Product Type | Product Type | Glass Type with applicable grille option Standard or Tempered Glass | U-Factor ¹ | SHGC ² | VT ³ |  | | |
|----------------------|---------------------------------------|--|-----------------------------------|--|-----------------|---|------|---|
| Renewal by Andersen® | Picture (Specialty) Full Frame Window | Non-Tempered, Tempered and Patterned (Non-Tempered and Tempered) 3.1mm Glass: All Picture (Specialty) Full Frame Window Sizes Except for the Following Sizes: - Patterned Glass Options That Require 3.9mm Glass. - Picture (Specialty) Full Frame Windows That are Greater Than 14.188 sqft (Unit Width Times Unit Height) and Less Than or Equal to 23.188 sqft Which Require 3.9mm Glass. - Picture (Specialty) Full Frame Windows That are Greater Than 23.188 sqft (Unit Width Times Unit Height) Which Require 5.7mm Glass. - Picture (Specialty) Full Frame Windows That are Greater Than 100.875" in Width and Less Than 21" in Height Which Require 5.7mm Glass. - Picture (Specialty) Full Frame Windows That are Less Than 21" in Width and Greater Than 100.875" in Height Which Require 5.7mm Glass. - Picture (Specialty) Full Frame Windows That are Greater Than 100.875" in Width or Height Which Require 5.7mm Glass. | | | | | | |
| | | HP Low-E4® (No Grilles or with Interior Wood (Removable) Grilles) | 0.27 | 0.33 | 0.57 |  | | |
| | | HP Low-E4® Grilles between the Glass | 0.27 | 0.30 | 0.51 |  | | |
| | | HP Low-E4® Full Divided Light Grilles | 0.29 | 0.30 | 0.51 |  | | |
| | | HP Low-E4® Sun (No Grilles or with Interior Wood (Removable) Grilles) | 0.28 | 0.20 | 0.32 |  | | |
| | | HP Low-E4® Sun Grilles between the Glass | 0.28 | 0.18 | 0.28 |  | | |
| | | HP Low-E4® Sun Full Divided Light Grilles | 0.29 | 0.18 | 0.28 |  | | |
| | | HP Low-E4® SmartSun™ (No Grilles or with Interior Wood (Removable) Grilles) | 0.27 | 0.22 | 0.51 |  | | |
| | | HP Low-E4® SmartSun™ Grilles between the Glass | 0.27 | 0.20 | 0.45 |  | | |
| | | HP Low-E4® SmartSun™ Full Divided Light Grilles | 0.28 | 0.20 | 0.45 |  | | |
| | | Non-Tempered, Tempered and Patterned (Non-Tempered and Tempered) 3.9mm Glass: All Picture (Specialty) Full Frame Window Sizes Except for the Following Sizes: - Picture (Specialty) Full Frame Windows That are Greater Than 23.188 sqft (Unit Width Times Unit Height) Which Require 5.7mm Glass. - Picture (Specialty) Full Frame Windows That are Greater Than 100.875" in Width and Less Than 21" in Height Which Require 5.7mm Glass. - Picture (Specialty) Full Frame Windows That are Less Than 21" in Width and Greater Than 100.875" in Height Which Require 5.7mm Glass. - Picture (Specialty) Full Frame Windows That are Greater Than 100.875" in Width or Height Which Require 5.7mm Glass. | | | | | | |
| | | HP Low-E4® (No Grilles or with Interior Wood (Removable) Grilles) | 0.27 | 0.32 | 0.56 |  | | |
| | | HP Low-E4® Grilles between the Glass | 0.27 | 0.29 | 0.50 |  | | |
| | | HP Low-E4® Full Divided Light Grilles | 0.28 | 0.29 | 0.50 |  | | |
| | | HP Low-E4® Sun (No Grilles or with Interior Wood (Removable) Grilles) | 0.27 | 0.20 | 0.31 |  | | |
| | | HP Low-E4® Sun Grilles between the Glass | 0.27 | 0.18 | 0.27 |  | | |
| | | HP Low-E4® Sun Full Divided Light Grilles | 0.29 | 0.18 | 0.27 |  | | |
| | | HP Low-E4® SmartSun™ (No Grilles or with Interior Wood (Removable) Grilles) | 0.26 | 0.22 | 0.51 |  | | |
| | | HP Low-E4® SmartSun™ Grilles between the Glass | 0.26 | 0.20 | 0.45 |  | | |
| | | HP Low-E4® SmartSun™ Full Divided Light Grilles | 0.28 | 0.20 | 0.45 |  | | |
| | | Non-Tempered and Tempered 4.7mm Glass: All Picture (Specialty) Full Frame Window Sizes Except for the Following Sizes: - Picture (Specialty) Full Frame Windows That are Greater Than 23.188 sqft (Unit Width Times Unit Height) Which Require 5.7mm Glass. - Picture (Specialty) Full Frame Windows That are Greater Than 100.875" in Width and Less Than 21" in Height Which Require 5.7mm Glass. - Picture (Specialty) Full Frame Windows That are Less Than 21" in Width and Greater Than 100.875" in Height Which Require 5.7mm Glass. - Picture (Specialty) Full Frame Windows That are Greater Than 100.875" in Width or Height Which Require 5.7mm Glass. | | | | | | |
| | | HP Low-E4® (No Grilles or with Interior Wood (Removable) Grilles) | 0.27 | 0.32 | 0.56 |  | | |
| | | HP Low-E4® Grilles between the Glass | 0.27 | 0.29 | 0.50 |  | | |
| | | HP Low-E4® Full Divided Light Grilles | 0.28 | 0.29 | 0.50 |  | | |
| | | HP Low-E4® Sun (No Grilles or with Interior Wood (Removable) Grilles) | 0.27 | 0.20 | 0.31 |  | | |
| | | HP Low-E4® Sun Grilles between the Glass | 0.27 | 0.18 | 0.27 |  | | |
| | | HP Low-E4® Sun Full Divided Light Grilles | 0.28 | 0.18 | 0.27 |  | | |
| | | HP Low-E4® SmartSun™ (No Grilles or with Interior Wood (Removable) Grilles) | 0.26 | 0.22 | 0.50 |  | | |
| | | HP Low-E4® SmartSun™ Grilles between the Glass | 0.26 | 0.20 | 0.45 |  | | |
| | | HP Low-E4® SmartSun™ Full Divided Light Grilles | 0.27 | 0.20 | 0.45 |  | | |
| | | Non-Tempered and Tempered 5.7mm Glass. * | | | | | | |
| | | All Picture (Specialty) Full Frame Windows That are Greater Than 23.188 sqft (Unit Width Times Unit Height). | | | | | | |
| | | All Picture (Specialty) Full Frame Windows That are Greater Than 100.875" in Width and Less Than 21" in Height. | | | | | | |
| | | All Picture (Specialty) Full Frame Windows That are Less Than 21" in Width and Greater Than 100.875" in Height. | | | | | | |
| | | All Picture (Specialty) Full Frame Windows That are Greater Than 100.875" in Width or Height. | | | | | | |
| | | Renewal by Andersen® | Picture (Specialty) Insert Window | Non-Tempered, Tempered and Patterned (Non-Tempered and Tempered) 3.1mm Glass: All Picture (Specialty) Insert Window Sizes Except for the Following Sizes: - Patterned Glass Options That Require 3.9mm Glass. - Picture (Specialty) Insert Windows That are Greater Than 14.333 sqft (Unit Width Times Unit Height) and Less Than or Equal to 23.333 sqft Which Require 3.9mm Glass. - Picture (Specialty) Insert Windows That are Greater Than 23.333 sqft (Unit Width Times Unit Height) Which Require 5.7mm Glass. - Picture (Specialty) Insert Windows That are Greater Than 100" in Width and Less Than 20" in Height Which Require 5.7mm Glass. - Picture (Specialty) Insert Windows That are Less Than 20" in Width and Greater Than 100" in Height Which Require 5.7mm Glass. - Picture (Specialty) Insert Windows That are Greater Than 100" in Width or Height Which Require 5.7mm Glass. | | | | |
| | | | | HP Low-E4® (No Grilles or with Interior Wood (Removable) Grilles) | 0.27 | 0.34 | 0.59 |  |
| | | | | HP Low-E4® Grilles between the Glass | 0.27 | 0.31 | 0.53 |  |
| | | | | HP Low-E4® Full Divided Light Grilles | 0.29 | 0.31 | 0.53 |  |
| | | | | HP Low-E4® Sun (No Grilles or with Interior Wood (Removable) Grilles) | 0.28 | 0.21 | 0.33 |  |
| | | | | HP Low-E4® Sun Grilles between the Glass | 0.28 | 0.19 | 0.29 |  |
| | | | | HP Low-E4® Sun Full Divided Light Grilles | 0.29 | 0.19 | 0.29 |  |
| | | | | HP Low-E4® SmartSun™ (No Grilles or with Interior Wood (Removable) Grilles) | 0.27 | 0.23 | 0.53 |  |
| | | | | HP Low-E4® SmartSun™ Grilles between the Glass | 0.27 | 0.20 | 0.47 |  |
| | | | | HP Low-E4® SmartSun™ Full Divided Light Grilles | 0.28 | 0.20 | 0.47 |  |
| | | | | Non-Tempered, Tempered and Patterned (Non-Tempered and Tempered) 3.9mm Glass: All Picture (Specialty) Insert Window Sizes Except for the Following Sizes: - Picture (Specialty) Insert Windows That are Greater Than 23.333 sqft (Unit Width Times Unit Height) Which Require 5.7mm Glass. - Picture (Specialty) Insert Windows That are Greater Than 100" in Width and Less Than 20" in Height Which Require 5.7mm Glass. - Picture (Specialty) Insert Windows That are Less Than 20" in Width and Greater Than 100" in Height Which Require 5.7mm Glass. - Picture (Specialty) Insert Windows That are Greater Than 100" in Width or Height Which Require 5.7mm Glass. | | | | |
| | | | | HP Low-E4® (No Grilles or with Interior Wood (Removable) Grilles) | 0.27 | 0.34 | 0.58 |  |
| | | | | HP Low-E4® Grilles between the Glass | 0.27 | 0.31 | 0.52 |  |
| | | | | HP Low-E4® Full Divided Light Grilles | 0.29 | 0.31 | 0.52 |  |
| | | | | HP Low-E4® Sun (No Grilles or with Interior Wood (Removable) Grilles) | 0.28 | 0.20 | 0.32 |  |
| | | | | HP Low-E4® Sun Grilles between the Glass | 0.28 | 0.19 | 0.28 |  |
| | | | | HP Low-E4® Sun Full Divided Light Grilles | 0.29 | 0.19 | 0.28 |  |
| | | | | HP Low-E4® SmartSun™ (No Grilles or with Interior Wood (Removable) Grilles) | 0.27 | 0.23 | 0.53 |  |
| | | | | HP Low-E4® SmartSun™ Grilles between the Glass | 0.27 | 0.21 | 0.47 |  |
| | | | | HP Low-E4® SmartSun™ Full Divided Light Grilles | 0.28 | 0.21 | 0.47 |  |
| | | | | Non-Tempered and Tempered 4.7mm Glass: All Picture (Specialty) Insert Window Sizes Except for the Following Sizes: - Picture (Specialty) Insert Windows That are Greater Than 23.333 sqft (Unit Width Times Unit Height) Which Require 5.7mm Glass. - Picture (Specialty) Insert Windows That are Greater Than 100" in Width and Less Than 20" in Height Which Require 5.7mm Glass. - Picture (Specialty) Insert Windows That are Less Than 20" in Width and Greater Than 100" in Height Which Require 5.7mm Glass. - Picture (Specialty) Insert Windows That are Greater Than 100" in Width or Height Which Require 5.7mm Glass. | | | | |
| | | | | HP Low-E4® (No Grilles or with Interior Wood (Removable) Grilles) | 0.27 | 0.34 | 0.58 |  |
| | | | | HP Low-E4® Grilles between the Glass | 0.27 | 0.30 | 0.52 |  |
| | | | | HP Low-E4® Full Divided Light Grilles | 0.28 | 0.30 | 0.52 |  |
| | | | | HP Low-E4® Sun (No Grilles or with Interior Wood (Removable) Grilles) | 0.28 | 0.21 | 0.32 |  |
| | | | | HP Low-E4® Sun Grilles between the Glass | 0.28 | 0.19 | 0.28 |  |
| | | | | HP Low-E4® Sun Full Divided Light Grilles | 0.29 | 0.19 | 0.28 |  |
| | | | | HP Low-E4® SmartSun™ (No Grilles or with Interior Wood (Removable) Grilles) | 0.26 | 0.23 | 0.52 |  |
| | | | | HP Low-E4® SmartSun™ Grilles between the Glass | 0.26 | 0.21 | 0.47 |  |
| | | | | HP Low-E4® SmartSun™ Full Divided Light Grilles | 0.28 | 0.21 | 0.47 |  |
| | | | | Non-Tempered and Tempered 5.7mm Glass. * | | | | |
| | | | | All Picture (Specialty) Insert Windows That are Greater Than 23.333 sqft (Unit Width Times Unit Height). | | | | |
| | | | | All Picture (Specialty) Insert Windows That are Greater Than 100" in Width and Less Than 20" in Height. | | | | |
| | | | | All Picture (Specialty) Insert Windows That are Less Than 20" in Width and Greater Than 100" in Height. | | | | |
| | | | | All Picture (Specialty) Insert Windows That are Greater Than 100" in Width or Height. | | | | |
























































* Data not available at this time.

| Product Type | Product Type | Glass Type with applicable grille option Standard or Tempered Glass™™ | U-Factor ¹ | SHGC ² | VT ³ |  | |
|---|--|---|-----------------------|-------------------|-----------------|---|---|
| Renewal by Andersen® +A304 | Narrowline® Gliding Patio Door | Tempered (Including Patterned) (3.1mm) Glass: All Narrowline® Gliding Patio Door Sizes (Except Sizes Listed Below for Tempered (3.9 mm) Glass) | | | | |  |
| | | Low-E (No Grilles or with Interior Wood (Removable) Grilles) | 0.29 | 0.32 | 0.56 | | |
| | | Low-E with Grilles between the Glass | 0.31 | 0.29 | 0.49 | | |
| | | Low-E Sun (No Grilles or with Interior Wood (Removable) Grilles) | 0.30 | 0.20 | 0.31 | | |
| | | Low-E Sun with Grilles between the Glass | 0.31 | 0.18 | 0.27 | | |
| | | Low-E SmartSun™ (No Grilles or with Interior Wood (Removable) Grilles) | 0.29 | 0.21 | 0.50 | | |
| | | Low-E SmartSun™ with Grilles between the Glass | 0.30 | 0.19 | 0.44 | | |
| | | Tempered (Including Patterned) (3.9mm) Glass for the Following Narrowline® Gliding Patio Door Sizes: NLGD2980, NLGD3380, NLGD4380, NLGD5080, NLGD6080, NLGD8080, NLGD10080, NLGD12080, NLGD16080 | | | | | |
| | | Low-E (No Grilles or with Interior Wood (Removable) Grilles) | 0.29 | 0.32 | 0.55 | | |
| | | Low-E with Grilles between the Glass | 0.31 | 0.28 | 0.48 | | |
| | | Low-E Sun (No Grilles or with Interior Wood (Removable) Grilles) | 0.30 | 0.20 | 0.30 | | |
| | | Low-E Sun with Grilles between the Glass | 0.31 | 0.17 | 0.26 | | |
| | | Low-E SmartSun™ (No Grilles or with Interior Wood (Removable) Grilles) | 0.29 | 0.22 | 0.50 | | |
| | | Low-E SmartSun™ with Grilles between the Glass | 0.30 | 0.19 | 0.44 | | |
| Renewal by Andersen® | Perma-Shield® Gliding Patio Door | Tempered and Patterned (3.9mm) Glass: All Perma-Shield® Gliding Patio Door Sizes | | | | |  |
| | | Low-E (No Grilles or with Interior Wood (Removable) Grilles) | 0.29 | 0.32 | 0.56 | | |
| | | Low-E with Grilles between the Glass | 0.30 | 0.29 | 0.49 | | |
| | | Low-E Sun (No Grilles or with Interior Wood (Removable) Grilles) | 0.29 | 0.20 | 0.30 | | |
| | | Low-E Sun with Grilles between the Glass | 0.31 | 0.17 | 0.27 | | |
| | | Low-E SmartSun™ (No Grilles or with Interior Wood (Removable) Grilles) | 0.28 | 0.22 | 0.50 | | |
| | | Low-E SmartSun™ with Grilles between the Glass | 0.30 | 0.19 | 0.44 | | |
| | | Tempered (3.1mm) Glass (Including Patterned): All Frenchwood® Gliding Patio Door Sizes | | | | | |
| | | HP Low-E4 [®] (No Grilles or with Interior Wood (Removable) Grilles) | 0.30 | 0.27 | 0.45 | | |
| | | HP Low-E4 [®] with Grilles between the Glass | 0.32 | 0.23 | 0.39 | | |
| HP Low-E4 [®] with Full Divided Light Grilles | 0.31 | 0.23 | 0.39 | | | | |
| HP Low-E4 [®] Sun (No Grilles or with Interior Wood (Removable) Grilles) | 0.31 | 0.16 | 0.25 | | | | |
| HP Low-E4 [®] Sun with Grilles between the Glass | 0.32 | 0.14 | 0.22 | | | | |
| HP Low-E4 [®] Sun with Full Divided Light Grilles | 0.32 | 0.14 | 0.22 | | | | |
| HP Low-E4 [®] SmartSun™ (No Grilles or with Interior Wood (Removable) Grilles) | 0.30 | 0.18 | 0.41 | | | | |
| HP Low-E4 [®] SmartSun™ with Grilles between the Glass | 0.31 | 0.16 | 0.35 | | | | |
| HP Low-E4 [®] SmartSun™ with Full Divided Light Grilles | 0.31 | 0.16 | 0.35 | | | | |
| Renewal by Andersen® | Frenchwood® Gliding Patio Door | Tempered (Including Patterned) (3.9mm) Glass : Frenchwood® Gliding Patio Door Sizes FWG4368, FWG8068, FWG16068, FWG43611, FWG80611, FWG160611, FWG4380, FWG8080, FWG16080 | | | | |  |
| | | HP Low-E4 [®] (No Grilles or with Interior Wood (Removable) Grilles) | 0.30 | 0.26 | 0.45 | | |
| | | HP Low-E4 [®] with Grilles between the Glass | 0.32 | 0.23 | 0.38 | | |
| | | HP Low-E4 [®] with Full Divided Light Grilles | 0.31 | 0.23 | 0.38 | | |
| | | HP Low-E4 [®] Sun (No Grilles or with Interior Wood (Removable) Grilles) | 0.31 | 0.16 | 0.24 | | |
| | | HP Low-E4 [®] Sun with Grilles between the Glass | 0.33 | 0.14 | 0.21 | | |
| | | HP Low-E4 [®] Sun with Full Divided Light Grilles | 0.32 | 0.14 | 0.21 | | |
| | | HP Low-E4 [®] SmartSun™ (No Grilles or with Interior Wood (Removable) Grilles) | 0.30 | 0.18 | 0.40 | | |
| | | HP Low-E4 [®] SmartSun™ with Grilles between the Glass | 0.32 | 0.16 | 0.35 | | |
| | | HP Low-E4 [®] SmartSun™ with Full Divided Light Grilles | 0.31 | 0.16 | 0.35 | | |
| | | Tempered (Including Patterned) (3.1mm) Glass: All Frenchwood® Hinged Patio Door-Inswing Sizes | | | | | |
| | | HP Low-E4 [®] (No Grilles or with Interior Wood (Removable) Grilles) | 0.31 | 0.24 | 0.41 | | |
| | | HP Low-E4 [®] with Grilles between the Glass | 0.32 | 0.21 | 0.35 | | |
| | | HP Low-E4 [®] with Full Divided Light Grilles | 0.31 | 0.21 | 0.35 | | |
| HP Low-E4 [®] Sun (No Grilles or with Interior Wood (Removable) Grilles) | 0.31 | 0.15 | 0.23 | | | | |
| HP Low-E4 [®] Sun with Grilles between the Glass | 0.32 | 0.13 | 0.19 | | | | |
| HP Low-E4 [®] Sun with Full Divided Light Grilles | 0.32 | 0.13 | 0.19 | | | | |
| HP Low-E4 [®] SmartSun™ (No Grilles or with Interior Wood (Removable) Grilles) | 0.30 | 0.16 | 0.37 | | | | |
| HP Low-E4 [®] SmartSun™ with Grilles between the Glass | 0.31 | 0.14 | 0.31 | | | | |
| HP Low-E4 [®] SmartSun™ with Full Divided Light Grilles | 0.31 | 0.14 | 0.31 | | | | |
| Renewal by Andersen® | Frenchwood® Hinged Patio Door-Outswing | Tempered (Including Patterned) (3.1mm) Glass: All Frenchwood® Hinged Patio Door-Outswing Sizes | | | | |  |
| | | HP Low-E4 [®] (No Grilles or with Interior Wood (Removable) Grilles) | 0.31 | 0.25 | 0.41 | | |
| | | HP Low-E4 [®] with Grilles between the Glass | 0.32 | 0.21 | 0.35 | | |
| | | HP Low-E4 [®] with Full Divided Light Grilles | 0.32 | 0.21 | 0.35 | | |
| | | HP Low-E4 [®] Sun (No Grilles or with Interior Wood (Removable) Grilles) | 0.31 | 0.15 | 0.23 | | |
| | | HP Low-E4 [®] Sun with Grilles between the Glass | 0.32 | 0.13 | 0.19 | | |
| | | HP Low-E4 [®] Sun with Full Divided Light Grilles | 0.32 | 0.13 | 0.19 | | |
| | | HP Low-E4 [®] SmartSun™ (No Grilles or with Interior Wood (Removable) Grilles) | 0.30 | 0.17 | 0.37 | | |
| | | HP Low-E4 [®] SmartSun™ with Grilles between the Glass | 0.32 | 0.15 | 0.31 | | |
| | | HP Low-E4 [®] SmartSun™ with Full Divided Light Grilles | 0.31 | 0.15 | 0.31 | | |
| Renewal by Andersen® | Frenchwood® Patio Door Sidelight | Tempered (3.1mm) Glass (Including Patterned): All Frenchwood® Patio Door Sidelight Sizes | | | | |  |
| | | HP Low-E4 [®] (No Grilles or with Interior Wood (Removable) Grilles) | 0.31 | 0.22 | 0.37 | | |
| | | HP Low-E4 [®] with Grilles between the Glass | 0.32 | 0.20 | 0.33 | | |
| | | HP Low-E4 [®] with Full Divided Light Grilles | 0.32 | 0.20 | 0.33 | | |
| | | HP Low-E4 [®] Sun (No Grilles or with Interior Wood (Removable) Grilles) | 0.32 | 0.14 | 0.21 | | |
| | | HP Low-E4 [®] Sun with Grilles between the Glass | 0.32 | 0.13 | 0.18 | | |
| | | HP Low-E4 [®] Sun with Full Divided Light Grilles | 0.32 | 0.13 | 0.18 | | |
| | | HP Low-E4 [®] SmartSun™ (No Grilles or with Interior Wood (Removable) Grilles) | 0.31 | 0.15 | 0.33 | | |
| | | HP Low-E4 [®] SmartSun™ with Grilles between the Glass | 0.32 | 0.14 | 0.29 | | |
| | | HP Low-E4 [®] SmartSun™ with Full Divided Light Grilles | 0.32 | 0.14 | 0.29 | | |
| Renewal by Andersen® | Frenchwood® Patio Door Transom | Non-Tempered and Tempered (3.1mm) Glass (Including Patterned): All Frenchwood® Patio Door Transom Sizes | | | | |  |
| | | HP Low-E4 [®] (No Grilles, with Removable Grilles or with Simulated Divided Light (SDL) Grilles) | 0.30 | 0.24 | 0.40 | | |
| | | HP Low-E4 [®] with Grilles between the Glass | 0.30 | 0.21 | 0.35 | | |
| | | HP Low-E4 [®] with Full Divided Light Grilles | 0.30 | 0.21 | 0.35 | | |
| | | HP Low-E4 [®] Sun (No Grilles or with Interior Wood (Removable) Grilles) | 0.30 | 0.15 | 0.22 | | |
| | | HP Low-E4 [®] Sun with Grilles between the Glass | 0.31 | 0.13 | 0.20 | | |
| | | HP Low-E4 [®] Sun with Full Divided Light Grilles | 0.31 | 0.13 | 0.20 | | |
| | | HP Low-E4 [®] SmartSun™ (No Grilles or with Interior Wood (Removable) Grilles) | 0.29 | 0.16 | 0.36 | | |
| | | HP Low-E4 [®] SmartSun™ with Grilles between the Glass | 0.30 | 0.14 | 0.32 | | |
| | | HP Low-E4 [®] SmartSun™ with Full Divided Light Grilles | 0.30 | 0.14 | 0.32 | | |



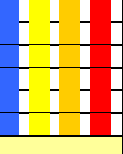



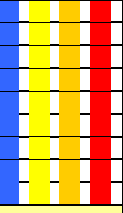
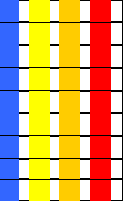
* Data not available at this time.

| Product Type | Product Type | Glass Type with applicable grille option Standard or Tempered Glass | U-Factor ¹ | SHGC ² | VT ³ |  | | |
|--|---|--|---|---|-----------------|---|------|---|
| Renewal by Andersen® | Double-Hung Flat Sill Insert Window with Capillary Breather Tubes | Non-Tempered, Tempered and Patterned (Non-Tempered and Tempered) 3.1mm Glass. All Double-Hung Flat Sill Insert Window Sizes Except for the Following Sizes: - Patterned Glass Options That Require 3.9mm Glass. - Double-Hung Flat Sill Insert Window Sizes That are Greater Than 45" in Width or Greater than 77" in Height. | | | | | | |
| | | HP Low-E4® (No Grilles or with Interior Wood (Removable) Grilles) | 0.33 | 0.31 | 0.52 |  | | |
| | | HP Low-E4® Grilles between the Glass | 0.33 | 0.28 | 0.47 |  | | |
| | | HP Low-E4® Full Divided Light Grilles | 0.35 | 0.28 | 0.47 |  | | |
| | | HP Low-E4® Sun (No Grilles or with Interior Wood (Removable) Grilles) | 0.34 | 0.19 | 0.29 |  | | |
| | | HP Low-E4® Sun Grilles between the Glass | 0.34 | 0.18 | 0.26 |  | | |
| | | HP Low-E4® Sun Full Divided Light Grilles | 0.35 | 0.18 | 0.26 |  | | |
| | | HP Low-E4® SmartSun™ (No Grilles or with Interior Wood (Removable) Grilles) | 0.33 | 0.21 | 0.47 |  | | |
| | | HP Low-E4® SmartSun™ Grilles between the Glass | 0.33 | 0.19 | 0.42 |  | | |
| | | HP Low-E4® SmartSun™ Full Divided Light Grilles | 0.34 | 0.19 | 0.42 |  | | |
| | | Non-Tempered, Tempered and Patterned (Non-Tempered and Tempered) 3.9mm Glass. All Double-Hung Flat Sill Insert Window Sizes Except for the Following Sizes: - Double-Hung Flat Sill Insert Windows That are Greater Than 45" in Width or Greater than 77" in Height. | | | | | | |
| | | HP Low-E4® (No Grilles or with Interior Wood (Removable) Grilles) | * | * | * |  | | |
| | | HP Low-E4® Grilles between the Glass | * | * | * |  | | |
| | | HP Low-E4® Full Divided Light Grilles | * | * | * |  | | |
| | | HP Low-E4® Sun (No Grilles or with Interior Wood (Removable) Grilles) | * | * | * |  | | |
| | | HP Low-E4® Sun Grilles between the Glass | * | * | * |  | | |
| | | HP Low-E4® Sun Full Divided Light Grilles | * | * | * |  | | |
| | | HP Low-E4® SmartSun™ (No Grilles or with Interior Wood (Removable) Grilles) | * | * | * |  | | |
| | | HP Low-E4® SmartSun™ Grilles between the Glass | * | * | * |  | | |
| | | HP Low-E4® SmartSun™ Full Divided Light Grilles | * | * | * |  | | |
| | | Renewal by Andersen® | Double-Hung Sloped Sill Insert Window with Capillary Breather Tubes | Non-Tempered, Tempered and Patterned (Non-Tempered and Tempered) 3.1mm Glass. All Double-Hung Sloped Sill Insert Window Sizes Except for the Following Sizes: - Patterned Glass Options That Require 3.9mm Glass. - Double-Hung Sloped Sill Insert Window Sizes That are Greater Than 45" in Width or Greater than 77" in Height. | | | | |
| | | | | HP Low-E4® (No Grilles or with Interior Wood (Removable) Grilles) | 0.33 | 0.31 | 0.53 |  |
| | | | | HP Low-E4® Grilles between the Glass | 0.33 | 0.28 | 0.47 |  |
| | | | | HP Low-E4® Full Divided Light Grilles | 0.35 | 0.28 | 0.47 |  |
| HP Low-E4® Sun (No Grilles or with Interior Wood (Removable) Grilles) | 0.34 | | | 0.20 | 0.30 |  | | |
| HP Low-E4® Sun Grilles between the Glass | 0.34 | | | 0.18 | 0.26 |  | | |
| HP Low-E4® Sun Full Divided Light Grilles | 0.35 | | | 0.18 | 0.26 |  | | |
| HP Low-E4® SmartSun™ (No Grilles or with Interior Wood (Removable) Grilles) | 0.33 | | | 0.21 | 0.48 |  | | |
| HP Low-E4® SmartSun™ Grilles between the Glass | 0.33 | | | 0.19 | 0.42 |  | | |
| HP Low-E4® SmartSun™ Full Divided Light Grilles | 0.34 | | | 0.19 | 0.42 |  | | |
| Non-Tempered, Tempered and Patterned (Non-Tempered and Tempered) 3.9mm Glass. All Double-Hung Sloped Sill Insert Window Sizes Except for the Following Sizes: - Double-Hung Sloped Sill Insert Windows That are Greater Than 45" in Width or Greater than 77" in Height. | | | | | | | | |
| HP Low-E4® (No Grilles or with Interior Wood (Removable) Grilles) | * | | | * | * |  | | |
| HP Low-E4® Grilles between the Glass | * | | | * | * |  | | |
| HP Low-E4® Full Divided Light Grilles | * | | | * | * |  | | |
| HP Low-E4® Sun (No Grilles or with Interior Wood (Removable) Grilles) | * | | | * | * |  | | |
| HP Low-E4® Sun Grilles between the Glass | * | | | * | * |  | | |
| HP Low-E4® Sun Full Divided Light Grilles | * | | | * | * |  | | |
| HP Low-E4® SmartSun™ (No Grilles or with Interior Wood (Removable) Grilles) | * | | | * | * |  | | |
| HP Low-E4® SmartSun™ Grilles between the Glass | * | | | * | * |  | | |
| HP Low-E4® SmartSun™ Full Divided Light Grilles | * | | | * | * |  | | |
| Renewal by Andersen® | Gliding Full Frame Window with Capillary Breather Tubes | | | All Gliding Full Frame Window Sizes Except for the Following Sizes: - Patterned Glass Options That Require 3.9mm Glass. - Gliding Full Frame Windows That are Greater Than 84" in Width or Greater Than 96" in Height and Exceed 144 United Inches (Unit Width Plus Unit Height) Which Require 3.9mm Glass. - Gliding Picture Full Frame Windows (1:1:1) That are Greater Than 103" in Width or Greater Than 70" in Height and Exceed 175 United Inches (Unit Width Plus Unit Height) Which Require 3.9mm Glass. - Gliding Picture Full Frame Windows (1:2:1) That are Greater Than 68" in Width or Greater Than 47" in Height and Exceed 140 United Inches (Unit Width Plus Unit Height) Which Require 3.9mm Glass. | | | | |
| | | | | HP Low-E4® (No Grilles or with Interior Wood (Removable) Grilles) | 0.34 | 0.32 | 0.54 |  |
| | | | | HP Low-E4® Grilles between the Glass | 0.34 | 0.29 | 0.48 |  |
| | | | | HP Low-E4® Full Divided Light Grilles | 0.35 | 0.29 | 0.48 |  |
| | | HP Low-E4® Sun (No Grilles or with Interior Wood (Removable) Grilles) | 0.34 | 0.20 | 0.30 |  | | |
| | | HP Low-E4® Sun Grilles between the Glass | 0.34 | 0.18 | 0.27 |  | | |
| | | HP Low-E4® Sun Full Divided Light Grilles | 0.35 | 0.18 | 0.27 |  | | |
| | | HP Low-E4® SmartSun™ (No Grilles or with Interior Wood (Removable) Grilles) | 0.33 | 0.21 | 0.49 |  | | |
| | | HP Low-E4® SmartSun™ Grilles between the Glass | 0.33 | 0.19 | 0.43 |  | | |
| | | HP Low-E4® SmartSun™ Full Divided Light Grilles | 0.34 | 0.19 | 0.43 |  | | |
| | | Non-Tempered, Tempered and Patterned (Non-Tempered and Tempered) 3.9mm Glass. All Gliding Full Frame Window Sizes Except for the Following Sizes: - Gliding Full Frame windows That are Greater Than 81" in Width and Less Than 13" in Height Which Require 5.7mm Glass. - Gliding Picture Full Frame Windows That are Greater Than 79" in Width and Less Than 13" in Height Which Require 5.7mm Glass. | | | | | | |
| | | HP Low-E4® (No Grilles or with Interior Wood (Removable) Grilles) | * | * | * |  | | |
| | | HP Low-E4® Grilles between the Glass | * | * | * |  | | |
| | | HP Low-E4® Full Divided Light Grilles | * | * | * |  | | |
| | | HP Low-E4® Sun (No Grilles or with Interior Wood (Removable) Grilles) | * | * | * |  | | |
| | | HP Low-E4® Sun Grilles between the Glass | * | * | * |  | | |
| | | HP Low-E4® Sun Full Divided Light Grilles | * | * | * |  | | |
| | | HP Low-E4® SmartSun™ (No Grilles or with Interior Wood (Removable) Grilles) | * | * | * |  | | |
| | | HP Low-E4® SmartSun™ Grilles between the Glass | * | * | * |  | | |
| | | HP Low-E4® SmartSun™ Full Divided Light Grilles | * | * | * |  | | |
| | | Renewal by Andersen® | Gliding Insert Window with Capillary Breather Tubes | Non-Tempered, Tempered and Patterned (Non-Tempered and Tempered) 3.1mm Glass. All Gliding Insert Window Sizes Except for the Following Sizes: - Patterned Glass Options That Require 3.9mm Glass. - Gliding Insert Windows That are Greater Than 84" in Width or Greater Than 96" in Height and Exceed 144 United Inches (Unit Width Plus Unit Height) Which Require 3.9mm Glass. - Gliding Picture Insert Windows (1:1:1) That are Greater Than 103" in Width or Greater Than 70" in Height and Exceed 175 United Inches (Unit Width Plus Unit Height) Which Require 3.9mm Glass. - Gliding Picture Insert Windows (1:2:1) That are Greater Than 68" in Width or Greater Than 47" in Height and Exceed 140 United Inches (Unit Width Plus Unit Height) Which Require 3.9mm Glass. | | | | |
| | | | | HP Low-E4® (No Grilles or with Interior Wood (Removable) Grilles) | 0.34 | 0.32 | 0.54 |  |
| | | | | HP Low-E4® Grilles between the Glass | 0.34 | 0.29 | 0.48 |  |
| | | | | HP Low-E4® Full Divided Light Grilles | 0.35 | 0.29 | 0.48 |  |
| HP Low-E4® Sun (No Grilles or with Interior Wood (Removable) Grilles) | 0.34 | | | 0.20 | 0.30 |  | | |
| HP Low-E4® Sun Grilles between the Glass | 0.34 | | | 0.18 | 0.27 |  | | |
| HP Low-E4® Sun Full Divided Light Grilles | 0.35 | | | 0.18 | 0.27 |  | | |
| HP Low-E4® SmartSun™ (No Grilles or with Interior Wood (Removable) Grilles) | 0.33 | | | 0.21 | 0.49 |  | | |
| HP Low-E4® SmartSun™ Grilles between the Glass | 0.33 | | | 0.19 | 0.43 |  | | |
| HP Low-E4® SmartSun™ Full Divided Light Grilles | 0.34 | | | 0.19 | 0.43 |  | | |
| Non-Tempered, Tempered and Patterned (Non-Tempered and Tempered) 3.9mm Glass. All Gliding Insert Window Sizes Except for the Following Sizes: - Gliding Insert Windows That are Greater Than 81" in Width and Less Than 13" in Height Which Require 5.7mm Glass. - Gliding Picture Insert Windows That are Greater Than 79" in Width and Less Than 13" in Height Which Require 5.7mm Glass. | | | | | | | | |
| HP Low-E4® (No Grilles or with Interior Wood (Removable) Grilles) | * | | | * | * |  | | |
| HP Low-E4® Grilles between the Glass | * | | | * | * |  | | |
| HP Low-E4® Full Divided Light Grilles | * | | | * | * |  | | |
| HP Low-E4® Sun (No Grilles or with Interior Wood (Removable) Grilles) | * | | | * | * |  | | |
| HP Low-E4® Sun Grilles between the Glass | * | | | * | * |  | | |
| HP Low-E4® Sun Full Divided Light Grilles | * | | | * | * |  | | |
| HP Low-E4® SmartSun™ (No Grilles or with Interior Wood (Removable) Grilles) | * | | | * | * |  | | |
| HP Low-E4® SmartSun™ Grilles between the Glass | * | | | * | * |  | | |
| HP Low-E4® SmartSun™ Full Divided Light Grilles | * | | | * | * |  | | |

* Data not available at this time.

| Product Type | Product Type | Glass Type with applicable grille option Standard or Tempered Glass | U-Factor ¹ | SHGC ² | VT ³ |  | | |
|----------------------|---|--|---|--|-----------------|---|------|---|
| Renewal by Andersen® | Picture (Specialty) Full Frame Window with Capillary Breather Tubes | <p>Non-Tempered, Tempered and Patterned (Non-Tempered and Tempered) 3.1mm Glass: All Picture (Specialty) Full Frame Window Sizes Except for the Following Sizes: - Patterned Glass Options That Require 3.9mm Glass. - Picture (Specialty) Full Frame Windows That are Greater Than 14.188 sqft (Unit Width Times Unit Height) and Less Than or Equal to 23.188 sqft Which Require 3.9mm Glass. - Picture (Specialty) Full Frame Windows That are Greater Than 23.188 sqft (Unit Width Times Unit Height) Which Require 5.7mm Glass. - Picture (Specialty) Full Frame Windows That are Greater Than 100.875" in Width and Less Than 21" in Height Which Require 5.7mm Glass. - Picture (Specialty) Full Frame Windows That are Less Than 21" in Width and Greater Than 100.875" in Height Which Require 5.7mm Glass. - Picture (Specialty) Full Frame Windows That are Greater Than 100.875" in Width or Height Which Require 5.7mm Glass.</p> | | | | | | |
| | | HP Low-E4® (No Grilles or with Interior Wood (Removable) Grilles) | 0.31 | 0.33 | 0.57 |  | | |
| | | HP Low-E4® Grilles between the Glass | 0.31 | 0.30 | 0.51 |  | | |
| | | HP Low-E4® Full Divided Light Grilles | 0.32 | 0.30 | 0.51 |  | | |
| | | HP Low-E4® Sun (No Grilles or with Interior Wood (Removable) Grilles) | 0.31 | 0.20 | 0.32 |  | | |
| | | HP Low-E4® Sun Grilles between the Glass | 0.31 | 0.19 | 0.28 |  | | |
| | | HP Low-E4® Sun Full Divided Light Grilles | 0.33 | 0.19 | 0.28 |  | | |
| | | HP Low-E4® SmartSun™ (No Grilles or with Interior Wood (Removable) Grilles) | 0.30 | 0.22 | 0.51 |  | | |
| | | HP Low-E4® SmartSun™ Grilles between the Glass | 0.30 | 0.20 | 0.45 |  | | |
| | | HP Low-E4® SmartSun™ Full Divided Light Grilles | 0.32 | 0.20 | 0.45 |  | | |
| | | <p>Non-Tempered, Tempered and Patterned (Non-Tempered and Tempered) 3.9mm Glass. All Picture (Specialty) Full Frame Window Sizes Except for the Following Sizes: - Picture (Specialty) Full Frame Windows That are Greater Than 23.188 sqft (Unit Width Times Unit Height) Which Require 5.7mm Glass. - Picture (Specialty) Full Frame Windows That are Greater Than 100.875" in Width and Less Than 21" in Height Which Require 5.7mm Glass. - Picture (Specialty) Full Frame Windows That are Less Than 21" in Width and Greater Than 100.875" in Height Which Require 5.7mm Glass. - Picture (Specialty) Full Frame Windows That are Greater Than 100.875" in Width or Height Which Require 5.7mm Glass.</p> | | | | | | |
| | | HP Low-E4® (No Grilles or with Interior Wood (Removable) Grilles) | 0.31 | 0.33 | 0.56 |  | | |
| | | HP Low-E4® Grilles between the Glass | 0.31 | 0.29 | 0.50 |  | | |
| | | HP Low-E4® Full Divided Light Grilles | 0.32 | 0.29 | 0.50 |  | | |
| | | HP Low-E4® Sun (No Grilles or with Interior Wood (Removable) Grilles) | 0.31 | 0.20 | 0.31 |  | | |
| | | HP Low-E4® Sun Grilles between the Glass | 0.31 | 0.18 | 0.27 |  | | |
| | | HP Low-E4® Sun Full Divided Light Grilles | 0.33 | 0.18 | 0.27 |  | | |
| | | HP Low-E4® SmartSun™ (No Grilles or with Interior Wood (Removable) Grilles) | 0.30 | 0.22 | 0.51 |  | | |
| | | HP Low-E4® SmartSun™ Grilles between the Glass | 0.30 | 0.20 | 0.45 |  | | |
| | | HP Low-E4® SmartSun™ Full Divided Light Grilles | 0.32 | 0.20 | 0.45 |  | | |
| | | <p>Non-Tempered and Tempered 4.7mm Glass. All Picture (Specialty) Full Frame Window Sizes Except for the Following Sizes: - Picture (Specialty) Full Frame Windows That are Greater Than 23.188 sqft (Unit Width Times Unit Height) Which Require 5.7mm Glass. - Picture (Specialty) Full Frame Windows That are Greater Than 100.875" in Width and Less Than 21" in Height Which Require 5.7mm Glass. - Picture (Specialty) Full Frame Windows That are Less Than 21" in Width and Greater Than 100.875" in Height Which Require 5.7mm Glass. - Picture (Specialty) Full Frame Windows That are Greater Than 100.875" in Width or Height Which Require 5.7mm Glass.</p> | | | | | | |
| | | HP Low-E4® (No Grilles or with Interior Wood (Removable) Grilles) | 0.31 | 0.33 | 0.56 |  | | |
| | | HP Low-E4® Grilles between the Glass | 0.31 | 0.29 | 0.50 |  | | |
| | | HP Low-E4® Full Divided Light Grilles | 0.32 | 0.29 | 0.50 |  | | |
| | | HP Low-E4® Sun (No Grilles or with Interior Wood (Removable) Grilles) | 0.31 | 0.20 | 0.31 |  | | |
| | | HP Low-E4® Sun Grilles between the Glass | 0.31 | 0.18 | 0.27 |  | | |
| | | HP Low-E4® Sun Full Divided Light Grilles | 0.32 | 0.18 | 0.27 |  | | |
| | | HP Low-E4® SmartSun™ (No Grilles or with Interior Wood (Removable) Grilles) | 0.30 | 0.22 | 0.50 |  | | |
| | | HP Low-E4® SmartSun™ Grilles between the Glass | 0.30 | 0.20 | 0.45 |  | | |
| | | HP Low-E4® SmartSun™ Full Divided Light Grilles | 0.31 | 0.20 | 0.45 |  | | |
| | | <p>Non-Tempered and Tempered 5.7mm Glass. *</p> <p>All Picture (Specialty) Full Frame Windows That are Greater Than 23.188 sqft (Unit Width Times Unit Height). All Picture (Specialty) Full Frame Windows That are Greater Than 100.875" in Width and Less Than 21" in Height. All Picture (Specialty) Full Frame Windows That are Less Than 21" in Width and Greater Than 100.875" in Height. All Picture (Specialty) Full Frame Windows That are Greater Than 100.875" in Width or Height.</p> | | | | | | |
| | | Renewal by Andersen® | Picture (Specialty) Insert Window with Capillary Breather Tubes | <p>Non-Tempered, Tempered and Patterned (Non-Tempered and Tempered) 3.1mm Glass: All Picture (Specialty) Insert Window Sizes Except for the Following Sizes: - Patterned Glass Options That Require 3.9mm Glass. - Picture (Specialty) Insert Windows That are Greater Than 14.333 sqft (Unit Width Times Unit Height) and Less Than or Equal to 23.333 sqft Which Require 3.9mm Glass. - Picture (Specialty) Insert Windows That are Greater Than 23.333 sqft (Unit Width Times Unit Height) Which Require 5.7mm Glass. - Picture (Specialty) Insert Windows That are Greater Than 100" in Width and Less Than 20" in Height Which Require 5.7mm Glass. - Picture (Specialty) Insert Windows That are Less Than 20" in Width and Greater Than 100" in Height Which Require 5.7mm Glass. - Picture (Specialty) Insert Windows That are Greater Than 100" in Width or Height Which Require 5.7mm Glass.</p> | | | | |
| | | | | HP Low-E4® (No Grilles or with Interior Wood (Removable) Grilles) | 0.31 | 0.34 | 0.59 |  |
| | | | | HP Low-E4® Grilles between the Glass | 0.31 | 0.31 | 0.53 |  |
| | | | | HP Low-E4® Full Divided Light Grilles | 0.33 | 0.31 | 0.53 |  |
| | | | | HP Low-E4® Sun (No Grilles or with Interior Wood (Removable) Grilles) | 0.32 | 0.21 | 0.33 |  |
| | | | | HP Low-E4® Sun Grilles between the Glass | 0.32 | 0.19 | 0.29 |  |
| | | | | HP Low-E4® Sun Full Divided Light Grilles | 0.33 | 0.19 | 0.29 |  |
| | | | | HP Low-E4® SmartSun™ (No Grilles or with Interior Wood (Removable) Grilles) | 0.31 | 0.23 | 0.53 |  |
| | | | | HP Low-E4® SmartSun™ Grilles between the Glass | 0.31 | 0.21 | 0.47 |  |
| | | | | HP Low-E4® SmartSun™ Full Divided Light Grilles | 0.32 | 0.21 | 0.47 |  |
| | | | | <p>Non-Tempered, Tempered and Patterned (Non-Tempered and Tempered) 3.9mm Glass: All Picture (Specialty) Insert Window Sizes Except for the Following Sizes: - Picture (Specialty) Insert Windows That are Greater Than 23.333 sqft (Unit Width Times Unit Height) Which Require 5.7mm Glass. - Picture (Specialty) Insert Windows That are Greater Than 100" in Width and Less Than 20" in Height Which Require 5.7mm Glass. - Picture (Specialty) Insert Windows That are Less Than 20" in Width and Greater Than 100" in Height Which Require 5.7mm Glass. - Picture (Specialty) Insert Windows That are Greater Than 100" in Width or Height Which Require 5.7mm Glass.</p> | | | | |
| | | | | HP Low-E4® (No Grilles or with Interior Wood (Removable) Grilles) | 0.31 | 0.34 | 0.58 |  |
| | | | | HP Low-E4® Grilles between the Glass | 0.31 | 0.31 | 0.52 |  |
| | | | | HP Low-E4® Full Divided Light Grilles | 0.33 | 0.31 | 0.52 |  |
| | | | | HP Low-E4® Sun (No Grilles or with Interior Wood (Removable) Grilles) | 0.31 | 0.21 | 0.32 |  |
| | | | | HP Low-E4® Sun Grilles between the Glass | 0.31 | 0.19 | 0.28 |  |
| | | | | HP Low-E4® Sun Full Divided Light Grilles | 0.33 | 0.19 | 0.28 |  |
| | | | | HP Low-E4® SmartSun™ (No Grilles or with Interior Wood (Removable) Grilles) | 0.30 | 0.23 | 0.53 |  |
| | | | | HP Low-E4® SmartSun™ Grilles between the Glass | 0.30 | 0.21 | 0.47 |  |
| | | | | HP Low-E4® SmartSun™ Full Divided Light Grilles | 0.32 | 0.21 | 0.47 |  |
| | | | | <p>Non-Tempered and Tempered 4.7mm Glass. All Picture (Specialty) Insert Window Sizes Except for the Following Sizes: - Picture (Specialty) Insert Windows That are Greater Than 23.333 sqft (Unit Width Times Unit Height) Which Require 5.7mm Glass. - Picture (Specialty) Insert Windows That are Greater Than 100" in Width and Less Than 20" in Height Which Require 5.7mm Glass. - Picture (Specialty) Insert Windows That are Less Than 20" in Width and Greater Than 100" in Height Which Require 5.7mm Glass. - Picture (Specialty) Insert Windows That are Greater Than 100" in Width or Height Which Require 5.7mm Glass.</p> | | | | |
| | | | | HP Low-E4® (No Grilles or with Interior Wood (Removable) Grilles) | 0.31 | 0.34 | 0.58 |  |
| | | | | HP Low-E4® Grilles between the Glass | 0.31 | 0.31 | 0.52 |  |
| | | | | HP Low-E4® Full Divided Light Grilles | 0.32 | 0.31 | 0.52 |  |
| | | | | HP Low-E4® Sun (No Grilles or with Interior Wood (Removable) Grilles) | 0.31 | 0.21 | 0.32 |  |
| | | | | HP Low-E4® Sun Grilles between the Glass | 0.31 | 0.19 | 0.28 |  |
| | | | | HP Low-E4® Sun Full Divided Light Grilles | 0.33 | 0.19 | 0.28 |  |
| | | | | HP Low-E4® SmartSun™ (No Grilles or with Interior Wood (Removable) Grilles) | 0.30 | 0.23 | 0.52 |  |
| | | | | HP Low-E4® SmartSun™ Grilles between the Glass | 0.30 | 0.21 | 0.47 |  |
| | | | | HP Low-E4® SmartSun™ Full Divided Light Grilles | 0.32 | 0.21 | 0.47 |  |
| | | | | <p>Non-Tempered and Tempered 5.7mm Glass. *</p> <p>All Picture (Specialty) Insert Windows That are Greater Than 23.333 sqft (Unit Width Times Unit Height). All Picture (Specialty) Insert Windows That are Greater Than 100" in Width and Less Than 20" in Height. All Picture (Specialty) Insert Windows That are Less Than 20" in Width and Greater Than 100" in Height. All Picture (Specialty) Insert Windows That are Greater Than 100" in Width or Height.</p> | | | | |

* Data not available at this time.

| Product Type | Product Type | Glass Type with applicable grille option Standard or Tempered Glass | U-Factor ¹ | SHGC ² | VT ³ |  | | | | |
|---|--|--|--|---|-----------------|---|---|------|---|---|
| Renewal by Andersen® | Narroline® Gliding Patio Door with Capillary Breather Tubes | Tempered and Patterned (3.1mm) Glass: All Narroline® Gliding Patio Door Sizes (Except Sizes Listed Below for Tempered (3.9mm) Glass) | | | | |  | | | |
| | | Low-E (No Grilles or with Interior Wood (Removable) Grilles) | 0.33 | 0.33 | 0.56 | | | | | |
| | | Low-E with Grilles between the Glass | 0.34 | 0.29 | 0.49 | | | | | |
| | | Low-E Sun (No Grilles or with Interior Wood (Removable) Grilles) | 0.33 | 0.20 | 0.31 | | | | | |
| | | Low-E Sun with Grilles between the Glass | 0.35 | 0.18 | 0.27 | | | | | |
| | | Low-E SmartSun™ (No Grilles or with Interior Wood (Removable) Grilles) | 0.32 | 0.22 | 0.50 | | | | | |
| | | Low-E SmartSun™ with Grilles between the Glass | 0.34 | 0.19 | 0.44 | | | | | |
| | | Tempered (3.9mm) Glass for the Following Narroline® Gliding Patio Door Sizes: NLGD2980, NLGD3380, NLGD4380, NLGD5080, NLGD6080, NLGD8080, NLGD10080, NLGD12080, NLGD16080 | | | | | | | | |
| | | Low-E (No Grilles or with Interior Wood (Removable) Grilles) | 0.32 | 0.32 | 0.55 | | | | | |
| | | Low-E with Grilles between the Glass | 0.34 | 0.29 | 0.48 | | | | | |
| | | Low-E Sun (No Grilles or with Interior Wood (Removable) Grilles) | 0.33 | 0.20 | 0.30 | | | | | |
| | | Low-E Sun with Grilles between the Glass | 0.35 | 0.18 | 0.26 | | | | | |
| | | Low-E SmartSun™ (No Grilles or with Interior Wood (Removable) Grilles) | 0.32 | 0.22 | 0.50 | | | | | |
| | | Low-E SmartSun™ with Grilles between the Glass | 0.34 | 0.20 | 0.44 | | | | | |
| | | Renewal by Andersen® | Perma-Shield® Gliding Patio Door with Capillary Breather Tubes | Tempered and Patterned (3.1mm) Glass: All Perma-Shield® Gliding Patio Door Sizes | | | | |  | |
| | | | | Low-E (No Grilles or with Interior Wood (Removable) Grilles) | 0.32 | 0.33 | | 0.56 | | |
| Low-E with Grilles between the Glass | 0.32 | | | 0.29 | 0.49 | | | | | |
| Low-E Sun (No Grilles or with Interior Wood (Removable) Grilles) | 0.32 | | | 0.20 | 0.31 | | | | | |
| Low-E Sun with Grilles between the Glass | 0.32 | | | 0.18 | 0.27 | | | | | |
| Low-E SmartSun™ (No Grilles or with Interior Wood (Removable) Grilles) | 0.32 | | | 0.22 | 0.51 | | | | | |
| Low-E SmartSun™ with Grilles between the Glass | 0.32 | | | 0.19 | 0.44 | | | | | |
| Renewal by Andersen® | Frenchwood® Gliding Patio Door with Capillary Breather Tubes | | | Tempered (3.1mm) Glass: All Frenchwood® Gliding Patio Door Sizes | | | | | |  |
| | | | | HP Low-E4 [®] (No Grilles or with Interior Wood (Removable) Grilles) | 0.33 | 0.27 | 0.45 | | | |
| | | | | HP Low-E4 [®] with Grilles between the Glass | 0.35 | 0.23 | 0.39 | | | |
| | | HP Low-E4 [®] with Full Divided Light Grilles | 0.34 | 0.23 | 0.39 | | | | | |
| | | HP Low-E4 [®] Sun (No Grilles or with Interior Wood (Removable) Grilles) | 0.33 | 0.17 | 0.25 | | | | | |
| | | HP Low-E4 [®] Sun with Grilles between the Glass | 0.35 | 0.15 | 0.22 | | | | | |
| | | HP Low-E4 [®] Sun with Full Divided Light Grilles | 0.35 | 0.15 | 0.22 | | | | | |
| | | HP Low-E4 [®] SmartSun™ (No Grilles or with Interior Wood (Removable) Grilles) | 0.33 | 0.18 | 0.41 | | | | | |
| | | HP Low-E4 [®] SmartSun™ with Grilles between the Glass | 0.34 | 0.16 | 0.35 | | | | | |
| | | HP Low-E4 [®] SmartSun™ with Full Divided Light Grilles | 0.34 | 0.16 | 0.35 | | | | | |
| | | Tempered (3.9mm) Glass: Frenchwood® Gliding Patio Door Sizes FWG4368, FWG8068, FWG16068, FWG43611, FWG80611, FWG160611, FWG4380, FWG8080, FWG16080 | | | | | | | | |
| | | HP Low-E4 [®] (No Grilles or with Interior Wood (Removable) Grilles) | 0.33 | 0.27 | 0.45 | | | | | |
| | | HP Low-E4 [®] with Grilles between the Glass | 0.36 | 0.23 | 0.38 | | | | | |
| | | HP Low-E4 [®] with Full Divided Light Grilles | 0.34 | 0.23 | 0.38 | | | | | |
| | | HP Low-E4 [®] Sun (No Grilles or with Interior Wood (Removable) Grilles) | 0.33 | 0.17 | 0.24 | | | | | |
| | | HP Low-E4 [®] Sun with Grilles between the Glass | 0.36 | 0.15 | 0.21 | | | | | |
| HP Low-E4 [®] Sun with Full Divided Light Grilles | 0.35 | 0.15 | 0.21 | | | | | | | |
| HP Low-E4 [®] SmartSun™ (No Grilles or with Interior Wood (Removable) Grilles) | 0.33 | 0.18 | 0.40 | | | | | | | |
| HP Low-E4 [®] SmartSun™ with Grilles between the Glass | 0.35 | 0.16 | 0.35 | | | | | | | |
| HP Low-E4 [®] SmartSun™ with Full Divided Light Grilles | 0.34 | 0.16 | 0.35 | | | | | | | |
| Renewal by Andersen® | Frenchwood® Hinged Patio Door-Inswing with Capillary Breather Tubes | Tempered (3.1mm) Glass: All Frenchwood® Hinged Patio Door-Inswing Sizes | | | | |  | | | |
| | | HP Low-E4 [®] (No Grilles or with Interior Wood (Removable) Grilles) | 0.33 | 0.24 | 0.41 | | | | | |
| | | HP Low-E4 [®] with Grilles between the Glass | 0.35 | 0.21 | 0.35 | | | | | |
| | | HP Low-E4 [®] with Full Divided Light Grilles | 0.34 | 0.21 | 0.35 | | | | | |
| | | HP Low-E4 [®] Sun (No Grilles or with Interior Wood (Removable) Grilles) | 0.33 | 0.15 | 0.23 | | | | | |
| | | HP Low-E4 [®] Sun with Grilles between the Glass | 0.35 | 0.13 | 0.19 | | | | | |
| | | HP Low-E4 [®] Sun with Full Divided Light Grilles | 0.34 | 0.13 | 0.19 | | | | | |
| | | HP Low-E4 [®] SmartSun™ (No Grilles or with Interior Wood (Removable) Grilles) | 0.33 | 0.16 | 0.37 | | | | | |
| | | HP Low-E4 [®] SmartSun™ with Grilles between the Glass | 0.34 | 0.14 | 0.31 | | | | | |
| | | HP Low-E4 [®] SmartSun™ with Full Divided Light Grilles | 0.34 | 0.14 | 0.31 | | | | | |
| Renewal by Andersen® | Frenchwood® Hinged Patio Door-Outswing with Capillary Breather Tubes | Tempered (3.1mm) Glass: All Frenchwood® Hinged Patio Door-Outswing Sizes | | | | |  | | | |
| | | HP Low-E4 [®] (No Grilles or with Interior Wood (Removable) Grilles) | 0.33 | 0.25 | 0.41 | | | | | |
| | | HP Low-E4 [®] with Grilles between the Glass | 0.35 | 0.22 | 0.35 | | | | | |
| | | HP Low-E4 [®] with Full Divided Light Grilles | 0.34 | 0.22 | 0.35 | | | | | |
| | | HP Low-E4 [®] Sun (No Grilles or with Interior Wood (Removable) Grilles) | 0.33 | 0.16 | 0.23 | | | | | |
| | | HP Low-E4 [®] Sun with Grilles between the Glass | 0.35 | 0.14 | 0.19 | | | | | |
| | | HP Low-E4 [®] Sun with Full Divided Light Grilles | 0.34 | 0.14 | 0.19 | | | | | |
| | | HP Low-E4 [®] SmartSun™ (No Grilles or with Interior Wood (Removable) Grilles) | 0.33 | 0.17 | 0.37 | | | | | |
| | | HP Low-E4 [®] SmartSun™ with Grilles between the Glass | 0.34 | 0.15 | 0.31 | | | | | |
| | | HP Low-E4 [®] SmartSun™ with Full Divided Light Grilles | 0.34 | 0.15 | 0.31 | | | | | |
| Renewal by Andersen® | Frenchwood® Patio Door Sidelight with Capillary Breather Tubes | Tempered (3.1mm) Glass: All Frenchwood® Patio Door Sidelight Sizes | | | | |  | | | |
| | | HP Low-E4 [®] (No Grilles or with Interior Wood (Removable) Grilles) | 0.34 | 0.22 | 0.37 | | | | | |
| | | HP Low-E4 [®] with Grilles between the Glass | 0.35 | 0.20 | 0.33 | | | | | |
| | | HP Low-E4 [®] with Full Divided Light Grilles | 0.34 | 0.20 | 0.33 | | | | | |
| | | HP Low-E4 [®] Sun (No Grilles or with Interior Wood (Removable) Grilles) | 0.34 | 0.14 | 0.21 | | | | | |
| | | HP Low-E4 [®] Sun with Grilles between the Glass | 0.35 | 0.13 | 0.18 | | | | | |
| | | HP Low-E4 [®] Sun with Full Divided Light Grilles | 0.34 | 0.13 | 0.18 | | | | | |
| | | HP Low-E4 [®] SmartSun™ (No Grilles or with Interior Wood (Removable) Grilles) | 0.33 | 0.15 | 0.33 | | | | | |
| | | HP Low-E4 [®] SmartSun™ with Grilles between the Glass | 0.34 | 0.14 | 0.29 | | | | | |
| | | HP Low-E4 [®] SmartSun™ with Full Divided Light Grilles | 0.34 | 0.14 | 0.29 | | | | | |
| Renewal by Andersen® | Frenchwood® Patio Door Transom with Capillary Breather Tubes | Non-Tempered and Tempered (3.1mm) Glass: All Frenchwood® Patio Door Transom Sizes | | | | |  | | | |
| | | HP Low-E4 [®] (No Grilles or with Interior Wood (Removable) Grilles) | 0.32 | 0.24 | 0.40 | | | | | |
| | | HP Low-E4 [®] with Grilles between the Glass | 0.33 | 0.22 | 0.35 | | | | | |
| | | HP Low-E4 [®] with Full Divided Light Grilles | 0.33 | 0.22 | 0.35 | | | | | |
| | | HP Low-E4 [®] Sun (No Grilles or with Interior Wood (Removable) Grilles) | 0.33 | 0.15 | 0.22 | | | | | |
| | | HP Low-E4 [®] Sun with Grilles between the Glass | 0.33 | 0.14 | 0.20 | | | | | |
| | | HP Low-E4 [®] Sun with Full Divided Light Grilles | 0.33 | 0.14 | 0.20 | | | | | |
| | | HP Low-E4 [®] SmartSun™ (No Grilles or with Interior Wood (Removable) Grilles) | 0.32 | 0.16 | 0.36 | | | | | |
| HP Low-E4 [®] SmartSun™ with Grilles between the Glass | 0.33 | 0.15 | 0.32 | | | | | | | |
| HP Low-E4 [®] SmartSun™ with Full Divided Light Grilles | 0.32 | 0.15 | 0.32 | | | | | | | |

*ENERGY STAR® is a registered trademark of the U.S. Environmental Protection Agency. *Renewal by Andersen® and all other marks where denoted are trademarks of Andersen Corporation. © 2009 Andersen Corporation. All rights reserved.